


Switching Schools?



Keep your Credits

Did you know that you may be able to **take your credits with you** when switching schools? It's called **TRANSFER** and you're not alone. **60,000+** students transfer each year in Ontario. Common reasons:



**Wish to
switch programs**



**Current school
isn't the right fit**



**Personal
circumstances**



**Seeking
additional studies**

HOW IT WORKS

Transfer is dependent on the degree of similarity between courses and/or how the transfer course applies to the requirements of the new program.

Transfer in any direction:

College, University, Indigenous Institute



TYPES OF TRANSFER

→ Individual Courses

→ Program / Block



When a group of credits is transferred; usually when you've completed a whole program (e.g. Diploma graduate, moving on to a Degree)

POTENTIAL BENEFITS OF TRANSFER

Save money



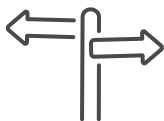
Save time



More flexibility



←
**LEARN
HOW TO
DO IT!**



① EXPLORE ONTRANSFER.CA

- Visit **ONTransfer.ca**: learn about the transfer process and explore our transfer database*



CURRENTLY IN COLLEGE OR UNIVERSITY

You can continue your program at another school and take your credits with you. Search the **Course Transfer Guide** to find your courses.



FINISHED A COLLEGE OR UNIVERSITY PROGRAM

Continuing your studies? Search the **Program** or **Course Transfer Guides** to see if you can apply past studies toward your next program.

*Note: ONTransfer.ca is comprehensive but not exhaustive. You may be eligible for transfer credits not listed on our site. Get in touch with an advisor at the school you're looking to attend to be sure.

Transfer Checklist



② CONNECT WITH AN ADVISOR

- ☐ Get in touch with a transfer advisor at your current or prospective school: ontransfer.ca/transferadvisors. They can help:
 - ☐ Direct you to the right forms & processes
 - ☐ Inform you of the deadlines & timelines
 - ☐ Determine what credit you may be eligible to receive

THINGS TO CONSIDER THAT MIGHT IMPACT TRANSFER AWARDED

- ☐ **Grade** you received in a course: some schools have a minimum grade requirement for granting transfer credits.
- ☐ **When** you took a course: schools want to make sure that what you learned is up-to-date and consistent with their curriculum.
- ☐ **Where** you took most of your courses: residency requirements mean that a minimum number of courses must be taken at the school from which you plan to graduate.





③ APPLY FOR TRANSFER

- ☐ Transfer processes and requirements tend to differ school to school*. Learn about them at: ontransfer.ca/transferpolicies. You will likely need to apply with:
 - ☐ * **Course outlines/syllabi** for the courses you are seeking to transfer *
 - ☐ Official **Transcript** from your current school
 - ☐ Supplementary documents
- ☐ Apply to the college or university you want to attend


TO APPLY TO A COLLEGE,
VISIT [ONTARIOCOLLEGES.CA](https://ontariocolleges.ca)

TO APPLY TO A UNIVERSITY,
VISIT [OUAC.ON.CA](https://ouac.on.ca)

*Note, some but not all schools:

- Only provide transfer credit assessment after admission acceptance
 - Charge a fee for transfer credit assessment
 - Automatically assess credits

What is ONTransfer.ca?



ontransfer.ca
by oncat

- ☒ ONTransfer.ca is a **free** website
- ☒ Funded by the **Government of Ontario**
- ☒ Searchable **database** for program & course transfers

45+ PARTNERS
ONTARIO UNIVERSITIES,
COLLEGES & INDIGENOUS
INSTITUTES

PLANNING YOUR NEXT MOVE?
MAKE **ONTRANSFER.CA** YOUR NEXT STOP.